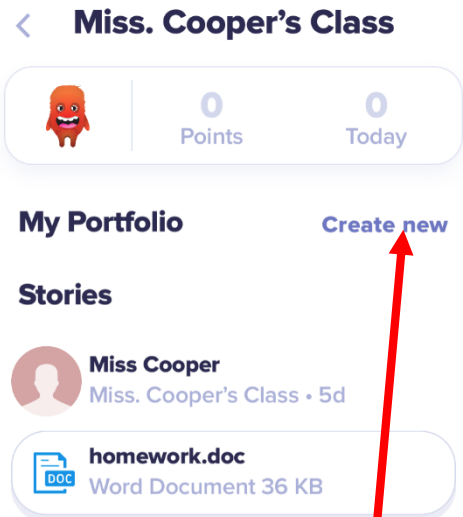


How to upload to 'portfolio' on ClassDojo using the app

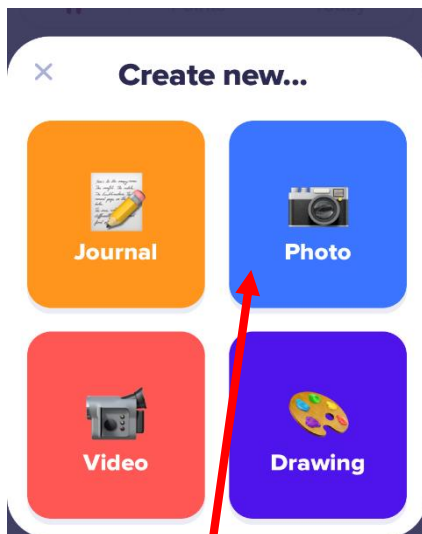
1. Once on your child's profile, click onto the class they are in.



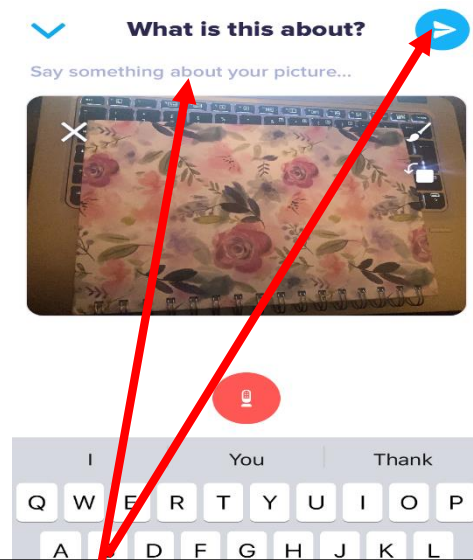
Stories



2. Click onto 'Create new'.



3. This screen should appear. You can share work children have been doing at home by adding a 'photo'



4. Once you have taken your photo you can add some information about the picture. When you have finished click on the send button.